



# Geami WrapPak<sup>®</sup> M

## Low volume wrapping solution

NEW

Small footprint unit  
**Manual Edge**




### ABOUT THE SOLUTION

Geami WrapPak is the combination of a patented die cut kraft paper with a tissue interleaf.

The Geami WrapPak M expands the die cut paper into a 3D honeycomb structure. In combination with the tissue interleaf, it provides a unique wrapping product.

- + Excellent surface protection and great presentation
- + **Both standard and heavy duty paper configurations available**
- + Simple and easy packaging solution
- + No need for electricity
- + No need for tape due to interlocking paper structure

NEW



Standard

Heavy Duty

## PACKAGING NEEDS

The Geami WrapPak M is ideal in lower volume packaging environments. As it is a manually operated unit, it increases flexibility. It can be placed anywhere without the need for electricity. In e-commerce environments where the main goal is to maximize ease of use while offering customers an attractive unboxing experience Geami WrapPak is the perfect solution.

NEW

### FRAGILE PRODUCTS TO WRAP?

## Use the new **Heavy Duty** die-cut paper with improved performance

Besides the standard die-cut kraft paper, a heavy duty die-cut kraft paper is now available to work in conjunction with the Geami WrapPak M and Geami WrapPak M Edge. Heavy duty die-cut paper distinguishes itself by the large honeycomb cells. The cells have twice the size of the standard die-cut paper cells resulting in improved protective performance. With its robust and voluminous look and feel it is very suitable for wrapping fragile and flat surface items within industrial segments as well as general purpose items in miscellaneous industries

1. Improved protective performance
2. Cost efficient solution

**NEW**

# Geami WrapPak® M EDGE

## DO YOU HAVE SPACE CONSTRAINTS?


The Geami WrapPak M Edge is part of the manual product line that is a great solution for pack stations with limited space. The unit can be placed at the back end (edge) of the packing station, keeping the work area free for other activities. Both standard and heavy duty paper can be used in conjunction with the Geami WrapPak Edge.



## SPECIFICATIONS

### CONVERTER

	Manual	Manual Edge
Dimensions (wxdxh)	715x495x318mm	711x273x707mm
Weight	11kg	10kg
Power	non-electrical unit	non-electrical unit
Cut method	manual tearing	manual tearing



## SPECIFICATIONS ▼

### PAPER

Paper type	Die cut	Interleaf
Die cut paper type	Standard / Heavy Duty	-
Roll length	250 m expanded	840 m
Roll width	50.8 cm (20")	30.5 cm (12")
Basis weight	80 gr/m <sup>2</sup>	22 gr/m <sup>2</sup>
Color of paper	Brown or white	White*



\* (standard) also available in a selected range of colors



### PALLETS

	Die cut Standard & Heavy Duty	Interleaf
Pallet weight	450 kg	140 kg
Rolls per pallet	40	20
Pallet dimensions (wxdxh)	euro pallet 80x120x120cm (max)	euro pallet 80x120x120cm (max)

For more information: [www.ranpak.com/products/geami-wrappak-m](http://www.ranpak.com/products/geami-wrappak-m)